

# Diplomado Maestría en Ciencias Odontológicas Epidemiología Bucal

## Presentación

En el curso de epidemiología bucal se revisará la epidemiología de los principales problemas de salud bucal, sus factores de riesgo y sus métodos de medición.

## Objetivos

Que el estudiante describa la frecuencia, los factores de riesgo asociados y los índices más utilizados sobre caries coronal y radicular, maloclusiones y enfermedades periodontales.



**Actividades:** discusiones en clase, lectura en casa y examen final.




## Evaluación epidemiología Bucal

Examen final 80%

Participación y asistencia 20%

## Calendario

Tema	Lecturas
Epidemiología bucal-definición Los métodos de medición en epidemiología bucal	
Causalidad Riesgo	

<p>Epidemiología de Caries coronal, radicular y caries de la niñez temprana Factores de Riesgo -</p>	
<p>Caries coronal y radicular Índices epidemiológicos CPOD ICDAS II PUFA</p>	
<p>Epidemiología de Gingivitis y periodontitis Gingivitis y periodontitis Clasificación- Factores de Riesgo</p>	
<p>Gingivitis y periodontitis Índices epidemiológicos.</p>	
<p>Epidemiología de TTM Factores de riesgo Índices epidemiológicos</p>	
<p>Epidemiología de las maloclusiones Factores de Riesgo Maloclusiones Índices epidemiológicos</p>	
<p>Examen final</p>	

**Bibliografía para lectura**

) Brian A. Burt, Steven A. Eklund. Dentistry, Dental Practice, and the Community, 6th Edition. Saunders, 2005.

### **Bibliografía de Referencia**

) Brian A. Burt, Steven A. Eklund. Dentistry, Dental Practice, and the Community, 6th Edition. Saunders, 2005.

) Per Axelsson. Diagnosis and Risk Prediction of Dental Caries, Volume 2. Quintessence Publishing (IL); 1st edition (October 15, 2000).

) Per Axelsson. Preventive Materials, Methods, and Programs (Axelsson Series on Preventive Dentistry) Quintessence Publishing (IL) (August 2004).

) Per Axelsson. Diagnosis and Risk Prediction of Periodontal Diseases (Axelsson, Per, Axelsson Series on Preventive Dentistry, V. 3.) Quintessence Publishing (IL) (September 2002).

) Per Axelsson. An Introduction to Risk Prediction and Preventive Dentistry (Paperback) Quintessence Publishing (IL); 1st edition (October 15, 1999)

) Organización Mundial de la Salud. Encuestas de salud bucodental. Métodos básicos. 5a edición. Organización Mundial de la Salud, Ginebra, 2013.  
[http://www.who.int/oral\\_health/publications/9789241548649/en/](http://www.who.int/oral_health/publications/9789241548649/en/)

) Pine C (editor). Community Oral Health. Butterworth-Heinemann, Oxford, 1997.

### **Páginas Web**

**American Association Public Health Dentistry** <http://www.aaphd.org>

#### **Banco Mundial de Datos sobre Salud Bucodental de la OMS, 1986–1996:**

Panorámica de las encuestas de salud bucodental a los 12 años de edad. A. Nithila, D. Bourgeois, D. E. Barmes y H. Murtomaa. *Rev Panam Salud Publica/Pan Am J Public Health* 4(6), 1998 <http://www.scielosp.org/pdf/rpsp/v4n6/4n6a9.pdf>

Organización Mundial de la Salud. WHO Oral Health Country/Area Profile Programme. <http://www.mah.se/CAPP/>

#### **OMS Oral health information systems**

[http://www.who.int/oral\\_health/action/information/surveillance/en/index.html](http://www.who.int/oral_health/action/information/surveillance/en/index.html)

World Health Organization-Oral Health

[http://www.who.int/oral\\_health/en/](http://www.who.int/oral_health/en/)

World Health Organization-Oral Health. Metas de Salud Bucal 2020

[http://www.who.int/oral\\_health/publications/goals2020/en/](http://www.who.int/oral_health/publications/goals2020/en/)

**Centers for Disease Control and Prevention. Division of Oral health. Data Applications.** Información sobre encuestas y programas de salud bucal en los Estados Unidos.

[http://www.cdc.gov/oralhealth/data\\_systems/index.htm](http://www.cdc.gov/oralhealth/data_systems/index.htm)

NHANES CDC USA <http://www.cdc.gov/nchs/nhanes.htm>

**Manual de encuestas de salud bucal OMS 4a edición, 1997.**  
[http://www2.paho.org/hq/dmdocuments/2009/OH\\_st\\_Esurv.pdf](http://www2.paho.org/hq/dmdocuments/2009/OH_st_Esurv.pdf)

**Manual de encuestas de salud bucodental OMS 5ª edición 2014**  
[http://apps.who.int/iris/bitstream/10665/97035/1/9789241548649\\_eng.pdf](http://apps.who.int/iris/bitstream/10665/97035/1/9789241548649_eng.pdf)

### ***Bibliografía para consulta***

#### ***Epidemiología Bucal***

Capítulos 13 y 14. Brian A. Burt, Steven A. Eklund. Dentistry, Dental Practice, and the Community, 6th Edition. Saunders, 2005.

Burt BA. Concepts of risk in dental public health. Community Dent Oral Epidemiol 2005; 33: 240–7.

#### ***Historia Natural de la Enfermedad***

Neely AL, Holford TR, Loe H, Anerud A, Boysen H. The natural history of periodontal disease in humans: risk factors for tooth loss in caries-free subjects receiving no oral health care. J Clin Periodontol 2005; 32: 984–993.

Ismail A, Morrison E, Burt BA, Caffesse R, Kavanagh M. Natural History of Periodontal Disease in Adults: Findings from the Tecumseh Periodontal Disease Study, 1959-87. J Dent Res 1990; 69(2):430-435.

#### ***Salud Pública Bucal***

Capítulo 4. Brian A. Burt, Steven A. Eklund. Dentistry, Dental Practice, and the Community, 6th Edition. Saunders, 2005.

Capítulo 1. Pine C (editor). Community Oral Health. Butterworth-Heinemann, Oxford, 1997.

Hobdell M, Petersen P, Clarkson J, Jonson N. Global goals for oral health 2020 International Dental Journal (2003) 53, 285–288.

Widstrom E, Ekman A, Aandahl LS, Pedersen MM, Agustsdottir H, Eaton KA. Developments in oral health policy in the Nordic countries since 1990. Oral Health Prev Dent.2005;3(4):225-35.

Widstrom E, Eaton KA. Oral health care systems in the extended European Union. *Oral Health Prev Dent.* 2004;2 (3):155-94.

Pack AR. Dental services and needs in developing countries. *Int Dent J.* 1998 Jun; 48(3 Suppl 1):239-47.

Grytten J. Models for financing dental services. A review. *Community Dent Health.* 2005 Jun;22(2):75-85.

### ***Caries dental***

Velázquez Monroy O, Vera Hermosillo H, Irigoyen Camacho ME, Mejía González A, Sánchez Pérez TL. Cambios en la prevalencia de la caries dental en escolares de tres regiones de México: encuestas de 1987–1988 y de 1997–1998. *Rev Panam Salud Publica/Pan Am J Public Health* 2003; 13(5): 320-326.

Bonecker M, Cleaton-Jones P. trends in dental caries in Latin America and Caribbean 5-6 and 11-13 year-old children: a systematic review. *Community Dent Oral Epidemiol* 2003; 31: 152-7.

Petersen PE. Sociobehavioural risk factors in dental caries – international perspectives. *Community Dent Oral Epidemiol* 2005; 33: 274–9.

Curzon MEJ, Preston AJ. Risk Groups: Nursing Bottle Caries/Caries in the Elderly. *Caries Research*; 2004; 38 (suppl 1): 24-33.

Marthaler TM. Changes in dental caries 1953-2003. *Caries Res.* 2004 May-Jun; 38(3): 173-81.

**ICDAS** Ismail AI, Sohn W, Tellez M, Amaya A, Sen A, Hasson H, Pitts NB. The International Caries Detection and Assessment System (ICDAS): an integrated system for measuring dental caries. *Community Dent Oral Epidemiol* 2007; 35: 170–178.

Shoib L. · Deery C. · Ricketts D.N.J. · Nugent Z.J. Validity and Reproducibility of ICDAS II in Primary Teeth *Caries Res* 2009;43:442–448.

### **CAST (Caries Assessment and Treatment instrument)**

Frencken JE, de Souza AL, van der Sanden WJM, Bronkhorst EM, Leal SC. The Caries Assessment and Treatment (CAST) instrument. *Community Dent Oral Epidemiol* 2013; 41: e71–e77.

Frencken JE, de Amorim RG, Faber J, Leal SC. The Caries Assessment Spectrum and Treatment (CAST) index: rational and development. *Int Dent J.* 2011 Jun;61(3):117-23. doi: 10.1111/j.1875-595X.2011.00022.x.

### **PUFA (pulp-ulcer-fistula-abscess) index**

Monse B, Heinrich-Weltzien R, Benzian H, Holmgren C, van Palenstein Helderma W. PUFA – An index of clinical consequences of untreated dental caries. *Community Dent Oral Epidemiol* 2010; 38: 77–82.

[http://www.kiza.uniklinikum-jena.de/kiza\\_media/Downloads/PUFA\\_An\\_index\\_of\\_clinical\\_consequences\\_2010-p-316.pdf](http://www.kiza.uniklinikum-jena.de/kiza_media/Downloads/PUFA_An_index_of_clinical_consequences_2010-p-316.pdf)

Holmgren C, van Palenstein Helderma W, Monse B, Heinrich-Weltzien R, Benzian H. Modifications to the PUFA index: are they justified at this stage? *Med Princ Pract*. 2014;23(3):292-3. doi: 10.1159/000357271. Epub 2014 Jan 7.

<http://www.karger.com/Article/FullText/357271>

Baginska J1, Stokowska W. Pulpal involvement-roots-sepsis index: a new method for describing the clinical consequences of untreated dental caries. *Med Princ Pract*. 2013;22:555-60. doi: 10.1159/000354193. Epub 2013 Aug 13.

<http://www.karger.com/Article/FullText/354193>

## **FDI**

A new model for caries classification and management

The FDI World Dental Federation Caries Matrix

[http://www.fdiworldental.org/media/9113/editorial\\_dr\\_glick\\_jada\\_5\\_2012.pdf](http://www.fdiworldental.org/media/9113/editorial_dr_glick_jada_5_2012.pdf)

## ***Erosión dental***

Imfeld T. Dental erosion. Definition, classification and links. *Eur J Oral Sci* 1996; 104: 151-155.

Ganss C. How valid are current diagnostic criteria for dental erosion?. *Clin Oral Invest* (2008) 12 (Suppl 1):S41–S49.

Berg-Beckhoff G, Kutschmann M, Bardehle D. Methodological considerations concerning the development of oral dental erosion indexes: literature survey, validity and reliability. *Clin Oral Invest* (2008) 12 (Suppl 1):S51–S58.

Margaritis V, Mamai-Homata E, Koletsi-Kounari H, Polychronopoulou A. Evaluation of three different scoring systems for dental erosion: a comparative study in adolescents. *J Dent*. 2011 Jan; 39(1):88-93.

## ***Fluorosis***

Soto-Rojas A, Ureña-Cirett JL, Martínez-Mier EA. A review of the prevalence of dental fluorosis in Mexico. *Pan American Journal of Public Health* 2004; 15 (1): 9-18.

Browne D, Whelton H, O'Mullane D. Fluoride metabolism and Fluorosis. *Journal of Dentistry* 2005; 33: 177–186.

Martínez-Mier EA, Soto-Rojas A, Ureña-Cirett, J L, Stookey GK, Dunipace AJ. Fluoride intake from foods, beverages and dentifrice by children in Mexico. *Community Dentistry and Oral Epidemiology* 2003; **31** (3): 221-230.

### ***Maloclusión***

Frazãoa P, Narvai C. Socio-environmental factors associated with dental occlusion in adolescents. *Am J Orthod Dentofacial Orthop* 2006; 129:809-16.

### ***Gingivitis, periodontitis***

Ylostalo PV, Knuuttila ML. Confounding and effect modification: possible explanation for variation in the results on the association between oral and systemic diseases. *J Clin Periodontol* 2006; 33: 104–108.

Sanz M, Quirynen M. Advances in the aetiology of periodontitis. *Journal Of Clinical Periodontology* 2005; **32** (s6): 54-56.

Kinane DF, Attström R. Advances in the pathogenesis of periodontitis. *Journal of Clinical Periodontology* 2005; **32** (s6): 130-131.

Borrell LN, Papapanou PN. Analytical epidemiology of periodontitis. *Journal of Clinical Periodontology* 2005; 32 (s6): 132-158.

Loos B, Raymond J, Marja L. Identification of genetic risk factors for periodontitis and possible mechanisms of action. *Journal of Clinical Periodontology* 2005; 32 (s6): 159-179.

Palmer R, Ron w, Hasan, Adam S. & Scott, David A. Mechanisms of action of environmental factors – tobacco smoking. *Journal of Clinical Periodontology* 2005; 32 (s6): 180-195.

Heitz-Mayfield. Disease progression: identification of high-risk groups and individuals for periodontitis. *Journal of Clinical Periodontology* 2005; 32 (s6): 196-209.

Tonetti, M, Claffey N. Advances in the progression of periodontitis and proposal of definitions of a periodontitis case and disease progression for use in risk factor research. *Journal of Clinical Periodontology* 2005; 32 (s6): 210-213.

Braegger U. Cost–benefit, cost-effectiveness and cost–utility analyses of periodontitis prevention. *Journal of Clinical Periodontology* 2005; 32 (s6): 301-313.

Davies I, Karring T, Norderyd O. Advances in the behavioural and public health aspects of periodontitis. Group E consensus report of the fifth European Workshop in Periodontology. *Journal of Clinical Periodontology* 2005; **32** (s6): 326-327.

### ***Cáncer bucal***

La Vecchia C, Tavani A, Franceschi S, Levi F, Corrao G, Negri E. Epidemiology and Prevention of Oral Cancer *Oral Oncology* 1997; 33 (5): 302-312.

Franceschi S, Bidoli E, Herrero R, Muñoz B. Comparison of cancers of the oral cavity and pharynx worldwide: etiological clues. *Oral Oncology* 2000; 36: 106-115.

Johnson N. Tobacco Use and Oral Cancer. A Global Perspective. *Journal of Dental Education* 2001; 65 (4): 328-339.

Neville B, Day T. Oral Cancer and Precancerous Lesions. *CA Cancer J Clin* 2002;52;195-215.

Johnson NW, Warnakulasuriya S, Gupta PC, Dimba E, Chindia M, Otoh EC, Sankaranarayanan R, Califano J, Kowalski L. Global oral health inequalities in incidence and outcomes for oral cancer: causes and solutions. *Adv Dent Res*. 2011 May;23(2):237-46.

### ***Trastornos ATM***

LeResche L. Epidemiology of temporomandibular disorders: implications for the investigation of etiologic factors. *Crit Rev Oral Biol Med* 1997; 8: 291-305.

Casanova-Rosado JF, Medina-Solís CE, Vallejos-Sánchez AA, Casanova-Rosado AJ, Hernández-Prado B, Ávila-Burgos L. Prevalence and associated factors for temporomandibular disorders in a group of Mexican adolescents and youth adults. *Clin Oral Invest* 2006; 10: 42–49.

Ohrbach R, Granger C, List T, Dworkin S. Preliminary development and validation of the Jaw Functional Limitation Scale. *Community Dent Oral Epidemiol* 2008; 36: 228–236.

Ohrbach R, Larsson P, List T. The jaw functional limitation scale: development, reliability, and validity of 8-item and 20-item versions. *J Orofac Pain*. 2008 Summer;22(3):219-30.

### ***Alfabetismo funcional***

Clarkson J, Watt RG, Rugg-Gunn AJ, Pitiphat W, Ettinger RL, Horowitz AM, Petersen PE, ten Cate JM, Vianna R, Ferrillo P, Gugushe TS, Siriphant P, Pine C, Buzalaf MA, Pessan JP, Levy S, Chankanka O, Maki Y, Postma TC, Villena RS,



Wang WJ, MacEntee MI, Shinsho F, Cal E, Rudd RE, Schou L, Shin SC, Fox CH. Proceedings: 9th World Congress on Preventive Dentistry (WCPD): "Community Participation and Global Alliances for Lifelong Oral Health for All," Phuket, Thailand, September 7-10, 2009. *Adv Dent Res*. 2010 Jun;22(1):2-30.

Dickson-Swift V, Kenny A, Farmer J, Gussy M, Larkins S. Measuring oral health literacy: a scoping review of existing tools. *BMC Oral Health*. 2014 Dec 4;14(1):148. [Epub ahead of print] <http://www.biomedcentral.com/content/pdf/1472-6831-14-148.pdf>

Parthasarathy DS, McGrath CP, Bridges SM, Wong HM, Yiu CK, Au TK. Efficacy of instruments measuring oral health literacy: a systematic review. *Oral Health Prev Dent*. 2014;12(3):201-7. doi: 10.3290/j.ohpd.a32681.

Jones K, Parker E, Mills H, Brennan D, Jamieson LM. Development and psychometric validation of a Health Literacy in Dentistry scale (HeLD). *Community Dent Health*. 2014 Mar;31(1):37-43.

### **Limpieza de dentaduras**

Ambjørnsen E, Valderhaug J, Norheim PW, Fløystrand F. Assessment of an additive index for plaque accumulation on complete maxillary dentures. *Acta Odontol Scand*. 1982;40(4):203-8.

### **Calidad de vida**

Locker D, Allen F. What do measures of 'oral health-related quality of life' measure? *Community Dent Oral Epidemiol* 2007; 35: 401–411.

del Carmen Aguilar-Díaz F, Irigoyen-Camacho ME. Validation of the CPQ8-10ESP in Mexican school children in urban areas. *Med Oral Patol Oral Cir Bucal*. 2011 May 1;16(3):e430-5.

Castrejón-Pérez RC, Borges-Yáñez SA, Irigoyen-Camacho ME. [Validation of an instrument for measuring the effects of oral health on the quality of life of older adults in Mexico]. *Rev Panam Salud Publica*. 2010 May;27(5):321-9. Spanish.